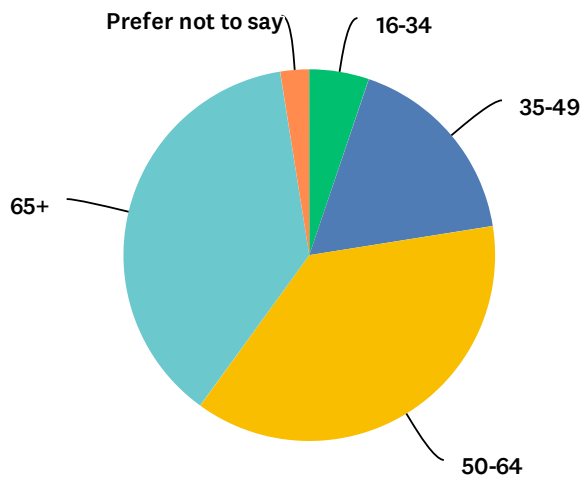


Q2 Which age group are you?

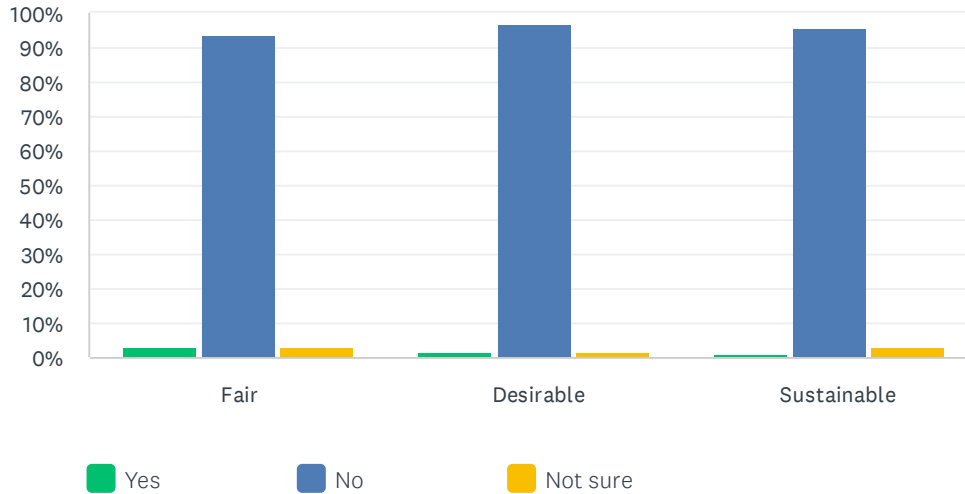
Answered: 480 Skipped: 0



ANSWER CHOICES	RESPONSES	
16-34	5.2%	25
35-49	17.3%	83
50-64	37.5%	180
65+	37.5%	180
Prefer not to say	2.5%	12
TOTAL		480

Q3 Do you think the Plan to allocate 55% (5270 new homes) of Spelthorne's entire housing target and bringing about 10,000 new residents to the town is fair, desirable and sustainable?

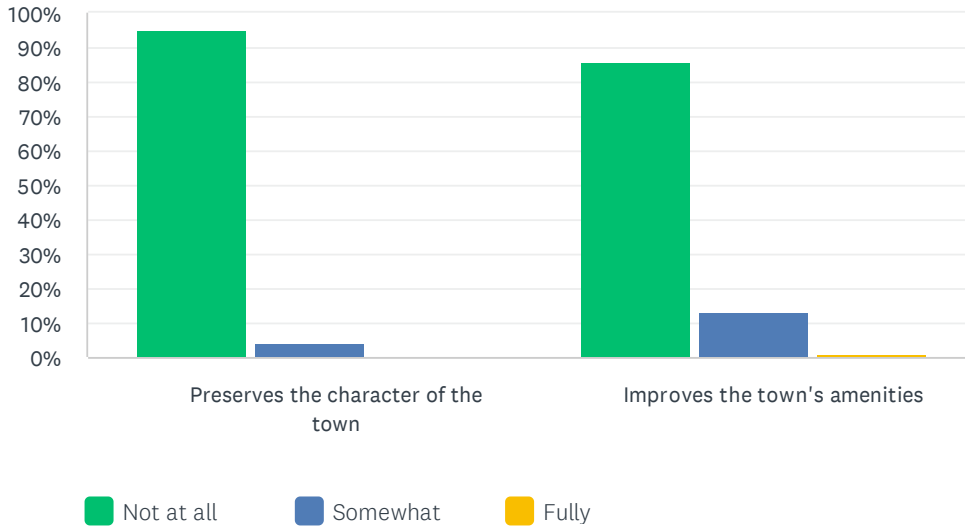
Answered: 480 Skipped: 0



	YES	NO	NOT SURE	TOTAL
Fair	3.13% 15	93.54% 449	3.33% 16	480
Desirable	1.67% 8	96.88% 465	1.46% 7	480
Sustainable	1.04% 5	95.83% 460	3.13% 15	480

Q4 One of the Council's declared 'Big Ideas' for the plan is that it should 'preserve the character' of the town and improve its amenities for those who live and work here. Do you think the plan achieves these goals?

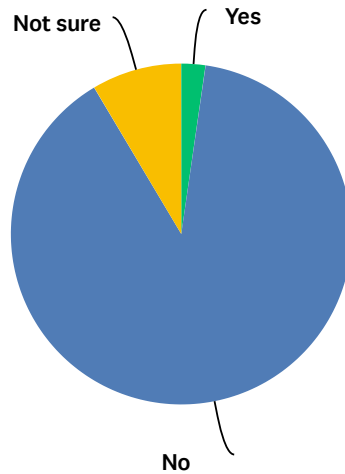
Answered: 480 Skipped: 0



	NOT AT ALL	SOMEWHAT	FULLY	TOTAL
Preserves the character of the town	95.42% 458	4.16% 20	0.42% 2	480
Improves the town's amenities	85.63% 411	13.33% 64	1.04% 5	480

Q5 The main purpose of the plan is to meet the 'local housing need'. The overwhelming majority of new homes in the plan are small 1 and 2 bedroom flats in tower-block developments. In your view does this meet the local housing need'?

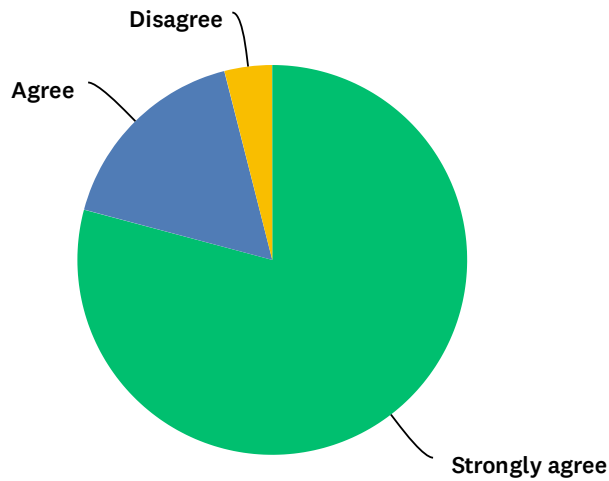
Answered: 480 Skipped: 0



ANSWER CHOICES	RESPONSES	
Yes	2.3%	11
No	89.2%	428
Not sure	8.5%	41
TOTAL		480

Q6 The Government has told the Council that it has the option to propose a plan for fewer homes if it believes local constraints justify this. Do you feel this is an option the Council should have pursued?

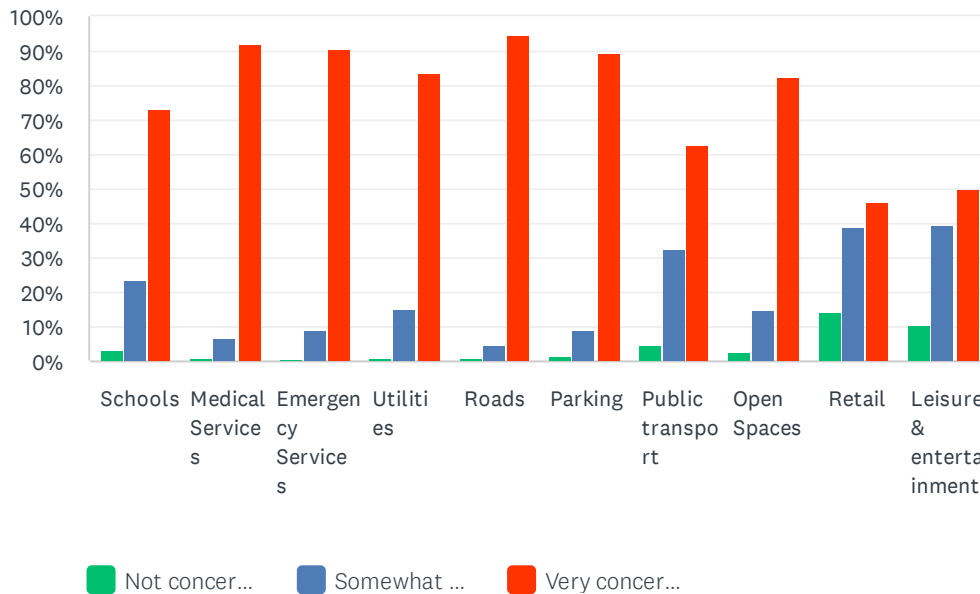
Answered: 480 Skipped: 0



ANSWER CHOICES	RESPONSES	
Strongly agree	79.2%	380
Agree	16.9%	81
Disagree	3.9%	19
TOTAL		480

Q7 Most of the infrastructure to support the planned growth of the town must be provided by other authorities (Surrey County Council, the NHS, etc) and have yet to be fully outlined. How concerned are you about the provision of the following facilities by these third parties to make the plan 'future proof'?

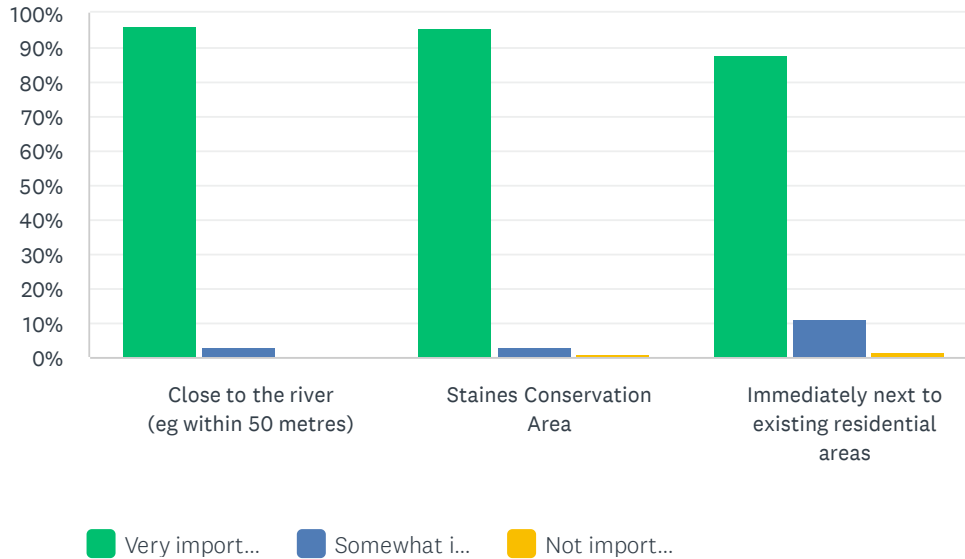
Answered: 480 Skipped: 0



	NOT CONCERNED	SOMEWHAT CONCERNED	VERY CONCERNED	TOTAL
Schools	3.3% 16	23.6% 113	73.1% 351	480
Medical Services	1.0% 5	6.7% 32	92.3% 443	480
Emergency Services	0.6% 3	8.8% 42	90.6% 435	480
Utilities such as drainage, power etc	1.3% 6	15.2% 73	83.5% 401	480
Roads for increased traffic	0.8% 4	4.6% 22	94.6% 454	480
Parking	1.4% 7	9.0% 43	89.6% 430	480
Public transport	4.6% 22	32.7% 157	62.7% 301	480
Open Spaces	2.5% 12	14.8% 71	82.7% 397	480
Retail	14.4% 69	39.2% 188	46.4% 223	480
Leisure & entertainment	10.6% 51	39.6% 190	49.8% 239	480

Q8 The council plans propose zoning areas in Staines town to limit the height of new developments in sensitive areas: How important is it that the following are considered to be 'sensitive areas'?

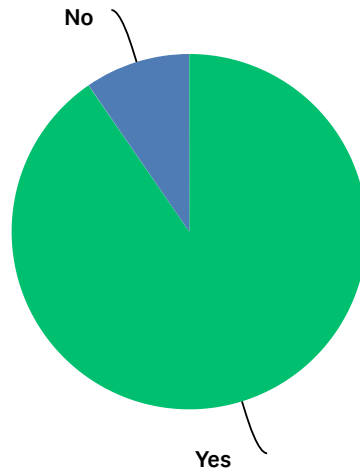
Answered: 480 Skipped: 0



	VERY IMPORTANT	SOMEWHAT IMPORTANT	NOT IMPORTANT	TOTAL
Close to the river (eg within 50 metres)	96.3% 462	3.3% 16	0.4% 2	480
Staines Conservation Area	95.8% 460	3.4% 16	0.8% 4	480
Immediately next to existing residential areas	87.7% 421	10.8% 52	1.5% 7	480

Q9 Do you agree that there should be NO exceptions to the zoning arrangements (to prevent higher developments in sensitive areas)?

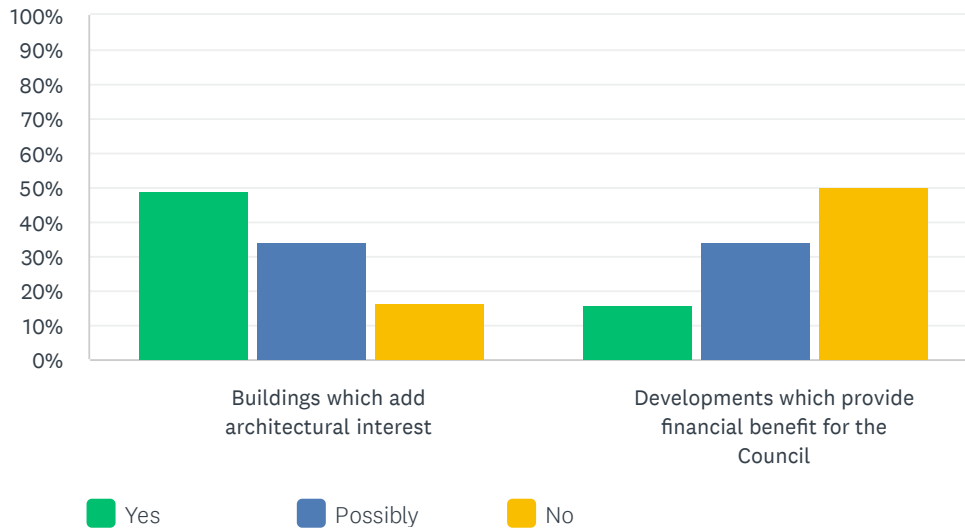
Answered: 480 Skipped: 0



ANSWER CHOICES	RESPONSES	
Yes	90.4%	434
No	9.6%	46
TOTAL		480

Q10 If there must be exceptions in zoning to allow some higher developments in sensitive areas, do you think these should be limited to:

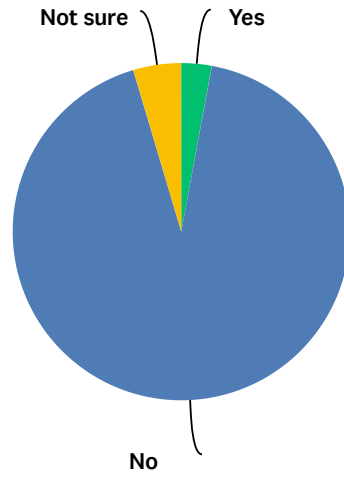
Answered: 480 Skipped: 0



	YES	POSSIBLY	NO	TOTAL
Buildings which add architectural interest	49.2% 236	34.4% 165	16.4% 79	480
Developments which provide financial benefit for the Council	15.8% 76	34.4% 165	49.8% 239	480

Q11 Do you feel the plan will improve the social and living environment in the Staines area?

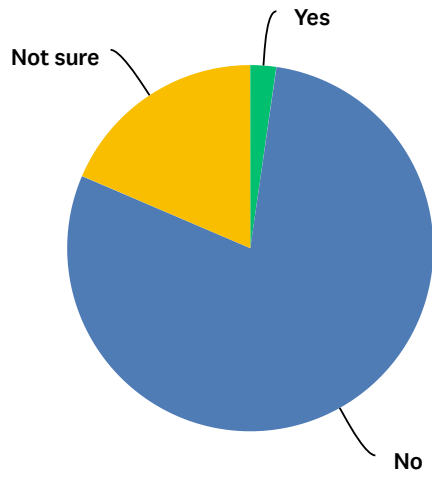
Answered: 480 Skipped: 0



ANSWER CHOICES	RESPONSES	
Yes	2.9%	14
No	92.5%	444
Not sure	4.6%	22
TOTAL		480

Q12 Do you feel the plan does enough to tackle the effects of climate change?

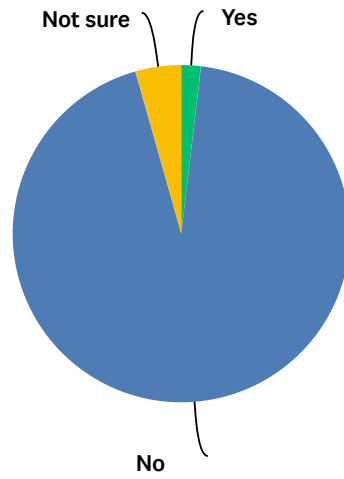
Answered: 480 Skipped: 0



ANSWER CHOICES	RESPONSES	
Yes	2.3%	11
No	79.2%	380
Not sure	18.5%	89
TOTAL		480

Q13 Overall, do you think the plan successfully balances the economic, social and environmental needs of Staines and the wider area?

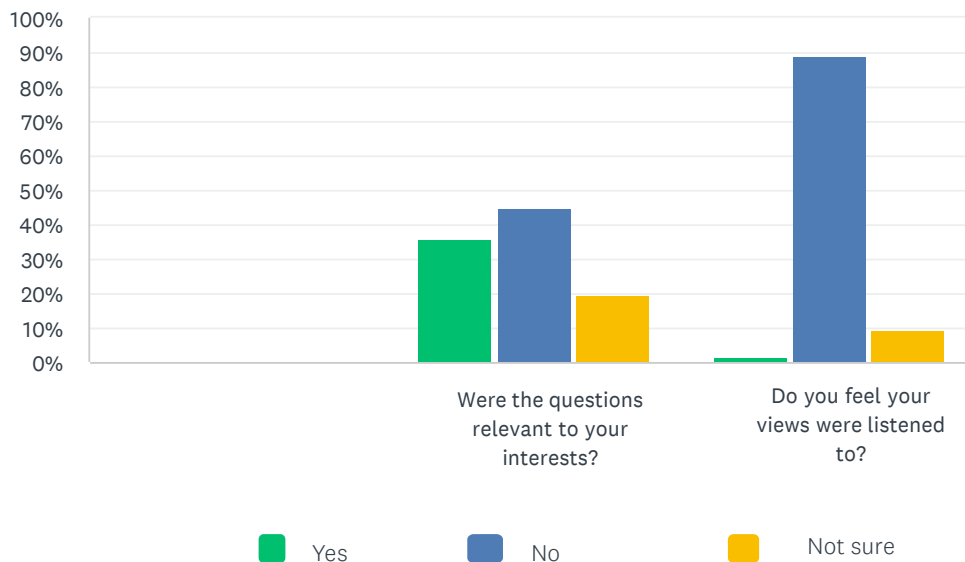
Answered: 480 Skipped: 0



ANSWER CHOICES	RESPONSES	
Yes	1.9%	9
No	93.7%	450
Not sure	4.4%	21
TOTAL		480

Q14 The Council conducted 'public consultations' on what it saw as the issues and options before developing the plan for Staines and the Spelthorne area.

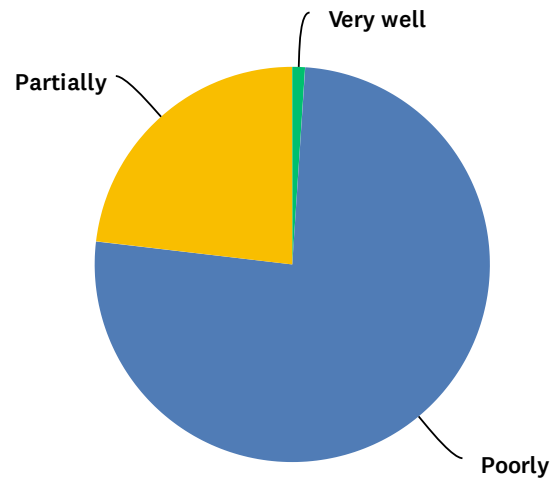
46%(222) of all Staines TW18 respondents say they participated in these earlier Council consultations.
The following data is from their responses:



	YES	NO	NOT SURE	TOTAL
Were the questions relevant to your interests?	36.0% 80	44.6% 99	19.4% 43	222
Do you feel your views were listened to?	1.8% 4	88.7% 197	9.5% 21	222

Q15 How well do you feel the Council has explained its plans for Staines and their impact on the growth, appearance and infrastructure of the town?

Answered: 480 Skipped: 0



ANSWER CHOICES	RESPONSES	
Very well	1.0%	5
Poorly	75.8%	364
Partially	23.2%	111
TOTAL		480

Q16 Would you like to be kept informed on these issues and receive a copy of our full report to the government Planning Inspector? If so please give us your email address (which will be kept in strict confidence and not shared with anyone else).

Out of 480 responses 334 people requested a copy of our full report by providing an email address.

Answered: 334 Skipped: 146